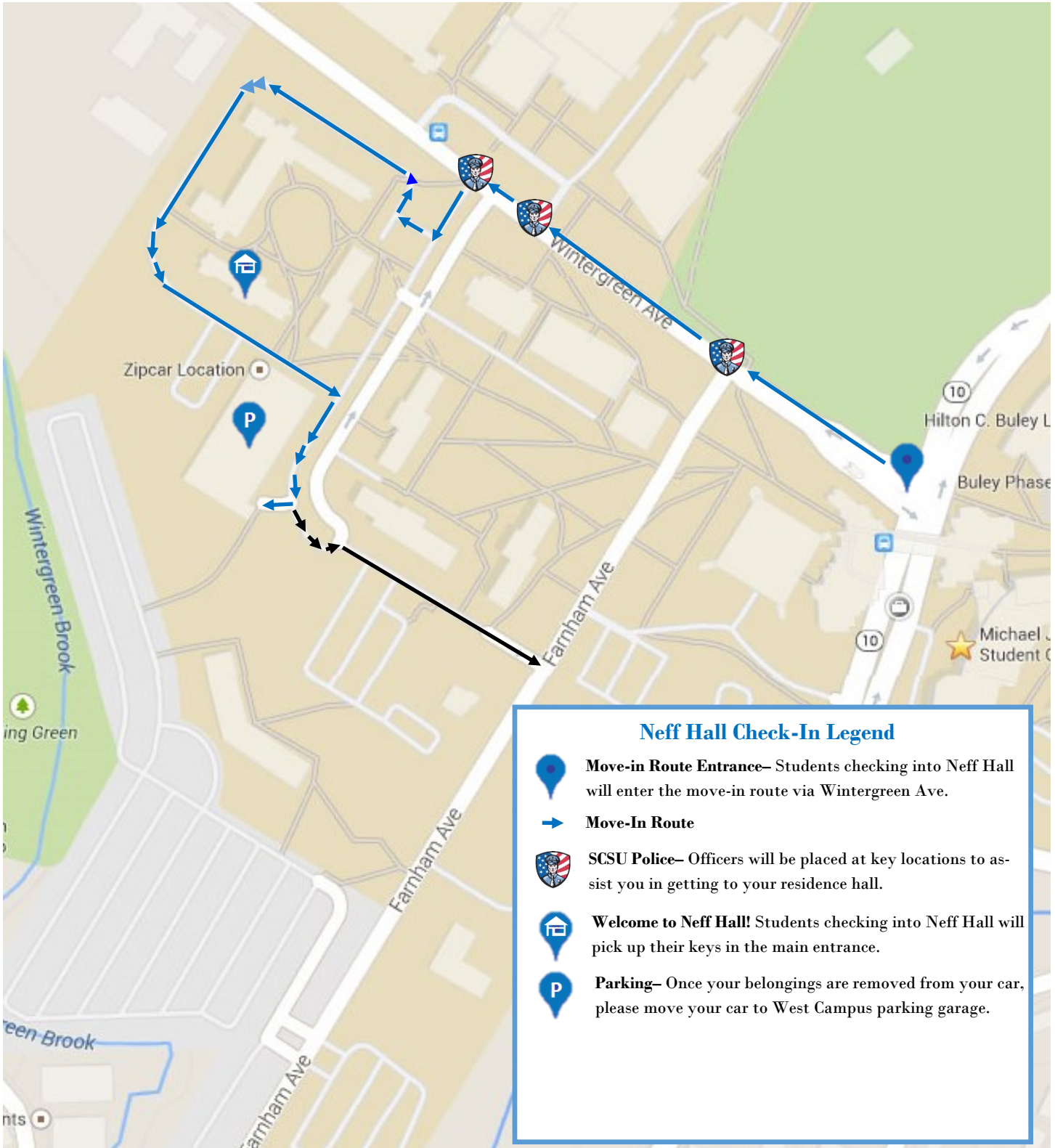






# Neff Hall (BLUE ROUTE) Move-In Map



**Neff Hall Check-In Legend**

-  **Move-in Route Entrance**– Students checking into Neff Hall will enter the move-in route via Wintergreen Ave.
-  **Move-In Route**
-  **SCSU Police**– Officers will be placed at key locations to assist you in getting to your residence hall.
-  **Welcome to Neff Hall!** Students checking into Neff Hall will pick up their keys in the main entrance.
-  **Parking**– Once your belongings are removed from your car, please move your car to West Campus parking garage.



# Neff Hall (BLUE ROUTE)

## Move-In Map

---



### **Move-in Route Entrance**

Students checking into Neff Hall should enter via Wintergreen Ave. University Police Officers will be stationed along the move-in route to help you arrive at your residence hall. Below are directions for arriving on campus.

#### **From New York (via I-95):**

I-95, Exit 44 (Kimberly Avenue, Route 10). Turn right at the end of the exit onto Kimberly Avenue, then left at the stoplight onto Ella Grasso Boulevard (Route 10). Ella Grasso Boulevard ends at Crescent Street– turn left onto Crescent street and then right onto Fitch street. You will then turn left onto Wintergreen Ave and follow cues from University Police stationed along the move-in route.

#### **From New York (via Route 15, Merritt-Wilbur Cross Parkway):**

Route 15, Merritt-Wilbur Cross Parkway, Exit 59 (Whalley Avenue). Turn right onto Whalley Avenue, turn left onto Fitch Street, then left onto Wintergreen Ave. and follow cues from University Police stationed along the move-in route.

#### **From New London (via I-95):**

I-95, Exit 45 (Ella Grasso Boulevard, Route 10). Ella Grasso Boulevard ends at Crescent Street– turn left onto Crescent street and then right onto Fitch street. You will then turn left onto Wintergreen Ave and follow cues from University Police stationed along the move-in route

#### **From Hartford:**

Wilbur Cross Parkway, Exit 60 at Dixwell Avenue. Turn right onto Dixwell Avenue to Arch Street. Turn right at Arch Street and left at Fitch Street, and right onto Wintergreen Ave and follow cues from University Police stationed along the move-in route.



### **Welcome to Neff Hall!**

Upon your arrival to Neff Hall, the student checking in will receive their room key and other pertinent information regarding check in from the Neff Hall staff.

### **Parking**



Once your belongings have been completely removed from your vehicle, please move your car in the West Campus Garage so that we can keep the check in process smooth for all of our students arriving on campus to check in.