


From: [Sal Rizza, Director of OTEE](#)
To: [Rizza, Salvatore A.](#)
Subject: Family Update: Week 1!
Date: Tuesday, August 27, 2024 4:12:22 PM



Family Update: Week 1

Happy First Day of Classes!

This email includes information regarding:

1. Message from the Director
 2. Weekly Feature- Week of Welcome
 3. News and Notes
 1. Email to studnets from the Registrar's Office with important dates
 2. Email to studnets from IT with informaiton about technology
 4. Resources
-





Dear Families,

Happy Day 1 of the Fall 2024 Semester!

As the semester begins, we hope that you are all doing well. Based on what we've seen the past few days, your students seem to be doing great! However, we know that some students are certainly probably struggling with either the transition to a new college experience or stumbling as they return to a new semester. One of the goals of Orientation, Transition & Family Engagement is to support parents, families and supporters in guiding their students in achieving their goals. In addition to regular emails, invite you to visit the [Parent and Family Website](#) for valuable information and we are happy to connect individually via email, video chat or phone.

Please also save the date for **Family Day** which will be held on **Saturday, October 5th**! Family Day is part of Southern's Homecoming and promises to be a fun-filled and spirited experience. Last year, we had over 800 family members in attendance. We hope to open registration by September 9th.


Please know that our office is here to support not only students, but all of you! If we can be of support, please reach out to us.



Sincerely,

Sal Rizza

Director of Orientation, Transition & Family Engagement

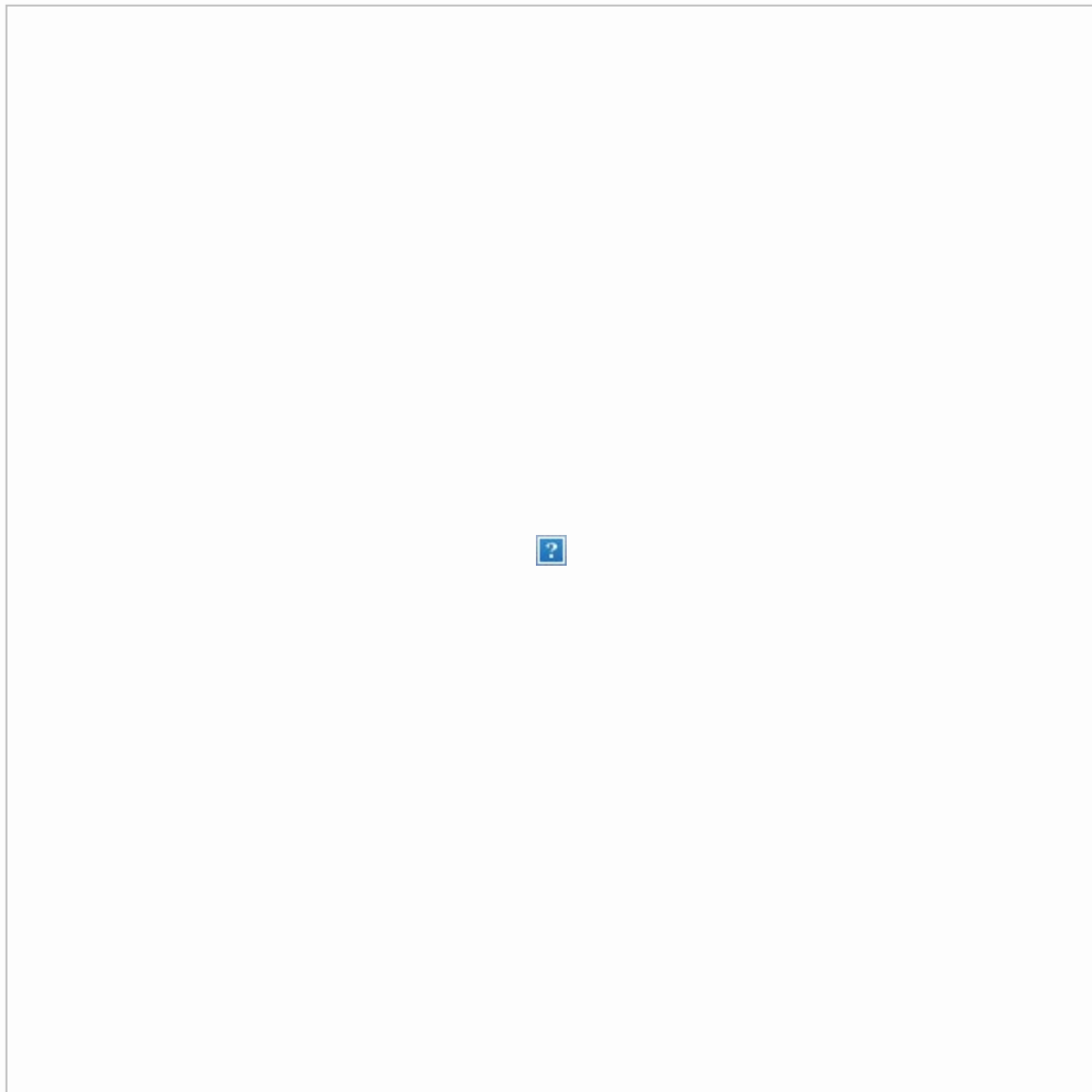
Move-in Day and New Owl Welcome





The Week of Welcome is a great way for students to connect to other students, learn about resources, and prepare for success!

Students will receive emails daily reminding them of what's on the schedule. For them to see the complete list of W.O.W. events, they can visit the Week of Welcome website by clicking [HERE](#).



Students received this email from the Registrar's Office-

Important Deadlines

For the full academic calendar visit or subscribe here: https://calendar.southernct.edu/	
Monday, August 26 th	<u>Last day for</u> full-time student university withdrawal with 100% refund.
Tuesday, August 27 th	Fall classes begin.
Tuesday, September 3 rd	Last day to add classes. <u>Last day for</u> full-time student university withdrawal with 90% refund. <u>Last day for</u> part-time students to drop with 100% refund.
Monday, September 9 th	<i>New!</i> Last day to drop classes (more info below). <u>Last day for</u> full-time student university withdrawal with 60% refund. Last day for part-time students to drop with 60% refund.
Monday, September 23 rd	<u>Last day for</u> full-time student university withdrawal with 40% refund. Last day for part-time students to drop with 40% refund.
Monday, November 18 th	Last day to withdraw and receive “W” grades.

Add Drop

You can add classes online in [Banner Student](#) during the first week of the semester (first semester freshmen must consult their advisor). *New!* You now have a two-week window to drop a class without it appearing on your transcript or affecting your GPA; ensure you act by the refund deadlines noted above if you wish to receive a refund. Visit our [Registration](#) website for more information on the add or drop policy, deadlines, or procedure.

Attendance

Weekly participation in all classes is expected regardless of the schedule or delivery method. It is critically important that your instructor can confirm your participation at the beginning of the semester as we work to finalize your registration and financial aid. Your participation can include:

- Attendance in a class.
- Submission of an academic assignment.
- Completion of an exam, tutorial, or participation in computer-assisted instruction.
- Attendance in an instructor assigned study group.

- Participation in an online discussion about academic matters.
- Contact your instructor to ask a question about the academic subject studied.

Important: You will be billed for all registered courses, even if you haven't participated, unless you drop the course during the refund periods.

Registrar's Office

Southern Connecticut State University

Hours: Monday - Friday 8 a.m. to 4:30 p.m.

Tel: 203-392-5301

Email: Registrar@SouthernCT.edu

Web: OneStop.SouthernCT.edu

Students Received this Email from IT-

Owls,

We are excited to have you join us this Fall 2024 semester! Please take a moment to find a helpful list of some of our popular technology offerings, online services, and resources that will be helpful on your path to success! To make it easier to find what you're looking for, here is a numbered list of the topics that are covered on this page:

1. **IT Help Desk Support**
2. **Eduroam Wireless Network**
3. **MySCSU (My Apps)**
4. **Email on Your Phone**
5. **Password Information**
6. **Printing on Campus**
7. **Computer Labs & Laptop Docking Stations**
8. **Microsoft Teams**
9. **Blackboard Learn 9 and Collaborate Ultra**
10. **SCSU Mobile App**
11. **Free and Discounted Software**
12. **Classrooms with Remote Learning Capabilities**
13. **Apporto Virtual Applications - Remote Access to Software**
14. **Phishing Alert**

IT Help Desk Support

The IT Help Desk is here to help if you need assistance with your SouthernCT.edu account, Microsoft Teams, Microsoft OneDrive, Blackboard Learn 9, and more!

Call: 203-392-5123 (Available 24/7)

Email: HelpDesk@SouthernCT.edu

Chat: <https://HelpDesk.southernct.edu/>

Walk-in Support: Buley Library 1st Floor

- Monday – Thursday: 7:30am - 9:00pm
Friday: 7:30am - 4:30pm
Saturday: 9:00am - 4:00pm

Reference the [Buley Library Hours/Calendar](#) for updated hours of operation. Walk-In support hours are limited to the building hours of operation.

Eduroam Wireless Network

Eduroam is Southern's official secure wireless network for faculty, staff, and students to connect their laptops, phones, tablets, and other personal devices. As a global federation, the "eduroam" network will provide you wireless access at [any participating institution](#). Eduroam supports certificate-based authentication to enhance your wireless security, technology experience, and consistent connection. Once the certificate is installed, you're all set. More info can be found on our [help desk site](#).

MySCSU (My Apps)

MySCSU is where you can access Banner Web, Email, Blackboard Learn 9, Microsoft Teams, Word Online, and much more! Use any web browser to visit <http://login.southernct.edu/>, then use your full SouthernCT.edu email address and password to login.

These video tutorials will show you how to access some of the commonly used services, as well as the main portal itself:

- [MyApps Portal](#)
- [Outlook Web app \(OWA\)](#)
- [Teams](#)
- [OneDrive](#)

Email on Your Phone

To add your SouthernCT.edu email account to your smartphone or tablet, see our tutorials below:

- Apple iOS [VIDEO PDF](#)
- Android [VIDEO PDF](#)

For further information and training resources on SCSU email, visit our [IT Help Desk Website](#).

Password Information

All Southern Connecticut State University students, faculty, and staff are issued University accounts, which can be used to access most technology resources by logging into the MySCSU web portal, hosted by Microsoft's MyApps service.

After logging in, you will be prompted to set up Multifactor Authentication (MFA), which is a security feature used to protect your account.

We advise that after logging in, you reset your default password to one of your choosing.

For more information and instructional guides on these processes, [click here](#).

Printing on Campus

Southern CT State University provides high speed, high volume, multifunction print services at a cost per page. Printing devices are available in open access areas and provide print, copy, and scan features at every location. The cost per page will be charged against your [Hoot Loot balance](#).

To view current locations, features, and instructional guides, [click here](#).

Computer Labs & Laptop Docking Stations

The IT department manages several public and departmental computer labs, containing both Windows and Mac computers. The main public labs are located on the first floor of the Buley Library. To view current locations, [click here](#).

Buley Library computer labs are now equipped with workstations to connect your laptop to a separate monitor in order to provide a larger screen to work on, while staying connected to your own device!

Simply plug in, adjust your screen settings if needed, and begin to work.

[Click here](#) to view current locations and specifications for what connection cables are available.

Microsoft Teams

Microsoft Teams provides students with a variety of tools for collaborating, communicating, and learning. Your customizable space includes features such as individual instant-messaging, group chat, video or audio calls, screen sharing, file sharing, scheduling voice/video meetings, and more! Access it through [MySCSU](#) or install it as a desktop application or smartphone app.

If your professor sends you a link to join a Teams Meeting, click on "Join Microsoft Teams Meeting" in your meeting invite to be taken to a page where you can choose to either join on the web or download the desktop app. If you already have the Teams app, the meeting will open there automatically.

Check out our [Help Desk article](#) for more information.

Blackboard Learn 9 and Collaborate Ultra

Blackboard Learn 9 is SCSU's Learning Management System (LMS). You will use Blackboard Learn 9 to access and participate in certain courses, complete assessments, engage in discussions, join Collaborate sessions, view your assignment grades, and more. To check out some helpful walkthroughs, please log into Blackboard Learn 9 (through [MySCSU](#)) and click on "Institution Page" in the left navigation bar.

Blackboard Collaborate Ultra is a synchronous communication and video conferencing solution that is integrated with Blackboard Learn 9 without the needing to install any additional software. Browse through [Blackboard's "Get Started" article](#) for more information on Collaborate Ultra and how to use it.

SCSU Mobile App

The official mobile app for Southern Connecticut State University puts many popular services at your fingertips. [Learn more here](#).

Free and Discounted Software

The Microsoft Office Suite (Word, PowerPoint, Excel) can be downloaded on up to 5 computers for free by logging into [Office.com](#) with your SouthernCT.edu email and password and then clicking on "Install Office". Software packages are available at a reduced price by creating an account with [OnTheHub](#).

[Microsoft Azure Dev Tools for Teaching](#) is another no cost option that allows students, faculty, and staff to install Microsoft software on personal devices for instructional purposes.

Classrooms with Remote Learning Capabilities

Many classrooms at SCSU are outfitted with our Classroom Plus standard, allowing the instructor to teach from the classroom with the option for Video Teleconferencing (VTC). This enables students to interact remotely with the instructor and course materials. For more details regarding these classrooms, please visit: <https://inside.southernct.edu/online-learning/hyflex>

Apporto Virtual Applications - Remote Access to Software

Apporto allows students, faculty and staff to remotely access select applications, using a web browser, that are normally only available on campus lab and classroom computers. This software includes, but is not limited to:

- IBM SPSS
- ArcGIS
- MS Office
- Studio One 5
- Octave

For further information and tutorials, see [Apporto Virtual Applications](#).

Phishing Alert


Scammers are constantly creating new types of fraudulent messages to trick users. As a member of the Southern community, we ask for you to be a responsible steward of your account. Our best defense against these kinds of attacks is you! If you have difficulties identifying if a message is a phishing attempt, please reach out to the Help Desk.


Please note: The IT department will **never** ask you to relay your personal information in text or ask for access to your account.

[For more information on Spam, Phishing, and Junk click here.](#)

Thanks for reading!
SCSU IT Department

Week of Welcome First Day of School Photos







Helpful Links- these are a number of helpful links that we have gathered specifically for parents/families that will be helpful now and in the future.

Resources- these is another general page filled with links that may be helpful!

Residence Life- with so many questions regarding residence life, this may be a great place to find information!

Advising- information regarding academic advising.





orientation@southernct.edu

203.392.5168

501 Crescent Street

06515, New Haven

Unsubscribe

