


# SOUTHERN CONNECTICUT STATE UNIVERSITY

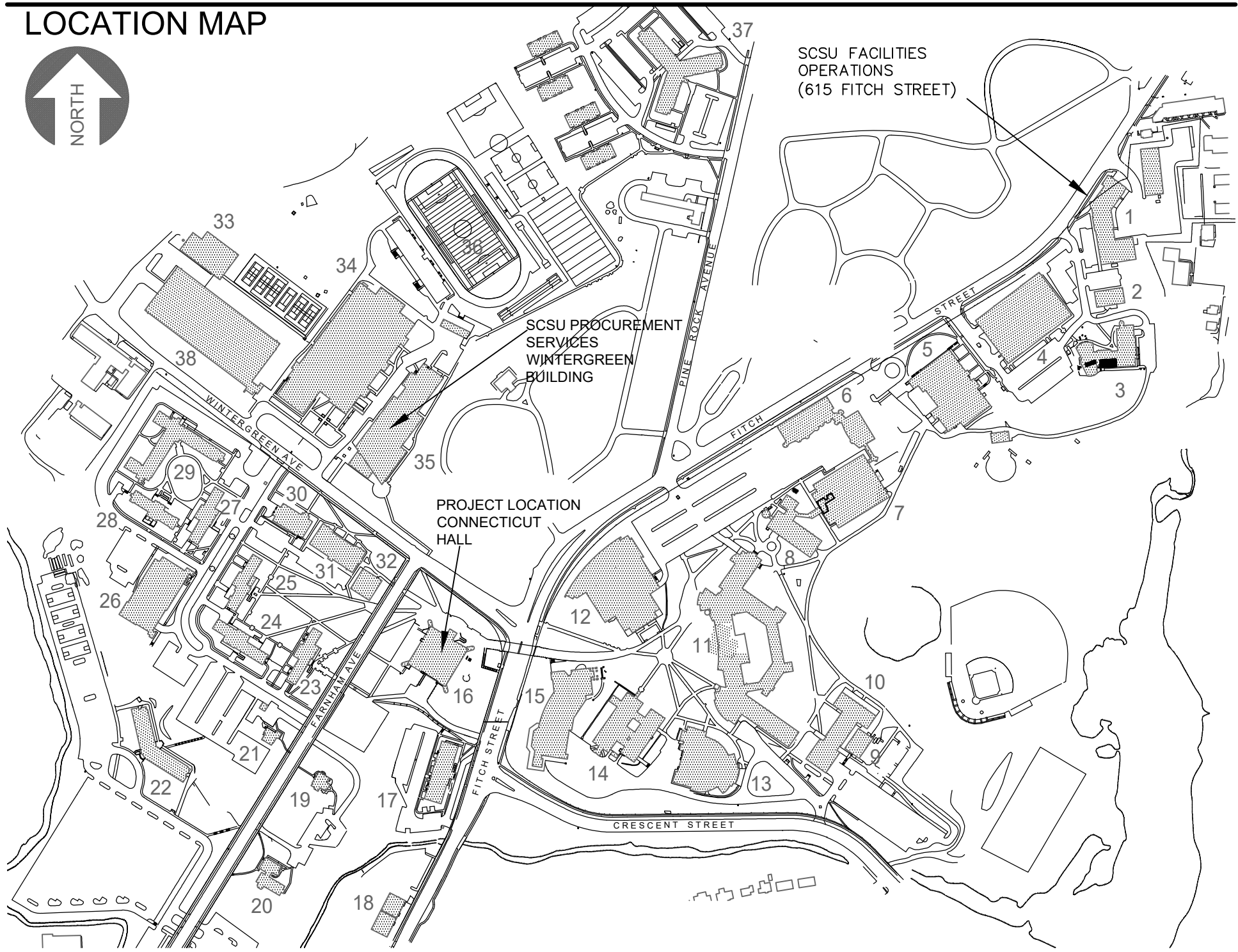


JOE BERTOLINO  
PRESIDENT

## CONNECTICUT HALL LIGHTING REPLACEMENT - 2023

PROJECT NO. SCSU-2023-03

LOCATION MAP



BUILDING NUMBER  
LEGEND

EAST CAMPUS


- 1 FACILITIES OPERATIONS
- 2 NURSING CLASSROOM BUILDING
- 3 DAVIS HALL
- 4 FITCH STREET PARKING GARAGE
- 5 PELZ GYMNASIUM
- 6 ACADEMIC SCIENCE AND LABORATORY
- 7 JENNINGS HALL
- 8 MORRILL HALL
- 9 TE-8 CLASSROOM BUILDING 8
- 10 SCHOOL OF BUSINESS
- 11 ENGLEMAN HALL
- 12 BULEY LIBRARY
- 13 LYMAN CENTER FOR THE PERFORMING ARTS
- 14 EARL HALL
- 15 ADANTI STUDENT CENTER

WEST CAMPUS

- 16 CONNECTICUT HALL - FOOD SERVICE
- 17 SCHWARTZ HALL - RESIDENCE HOUSING OFFICE
- 18 ETHNIC HERITAGE CENTER
- 19 ALUMNI HOUSE
- 20 LANG HOUSE - DEPARTMENT OF SOCIAL WORK
- 21 ORLANDO HOUSE - DEPARTMENT OF PUBLIC HEALTH
- 22 BROWNELL HALL - RESIDENCE HALL
- 23 FARNHAM HALL - RESIDENCE HALL
- 24 WILKINSON HALL - RESIDENCE HALL
- 25 CHASE HALL - RESIDENCE HALL
- 26 WEST CAMPUS PARKING GARAGE
- 27 HICKERSON HALL - RESIDENCE HALL
- 28 NEFF HALL - RESIDENCE HALL
- 29 WEST CAMPUS RESIDENCE COMPLEX
- 30 UNIVERSITY POLICE & GRANOFF STUDENT HEALTH CENTER
- 31 OFFICE BUILDING 1
- 32 TEMPORARY BUILDING 6

NORTH CAMPUS

- 33 ENERGY CENTER
- 34 MOORE FIELD HOUSE
- 35 WINTERGREEN BUILDING
- 36 JESS DOW FIELD
- 37 NORTH CAMPUS RESIDENCE COMPLEX
- 38 WINTERGREEN AVENUE GARAGE



FUSS & O'NEILL

146 HARTFORD ROAD  
MANCHESTER, CONNECTICUT 06040  
860.646.2469  
www.fando.com

SOUTHERN CONNECTICUT STATE UNIVERSITY FACILITIES PLANNING DEPARTMENT / OFFICE OF FACILITIES OPERATIONS / 615 FITCH STREET, HAMDEN, CT 06514 / UNIVERSITY REPRESENTATIVE: PETER J. VISENTIN AIA, TEL: (203) 392-6055, FAX: (203) 392-6058

LIST OF DRAWINGS

- C-1 COVER SHEET AND LOCATION MAP
- ED-101 ELECTRICAL DEMOLITION PLAN
- EL-101 ELECTRICAL LIGHTING PLAN



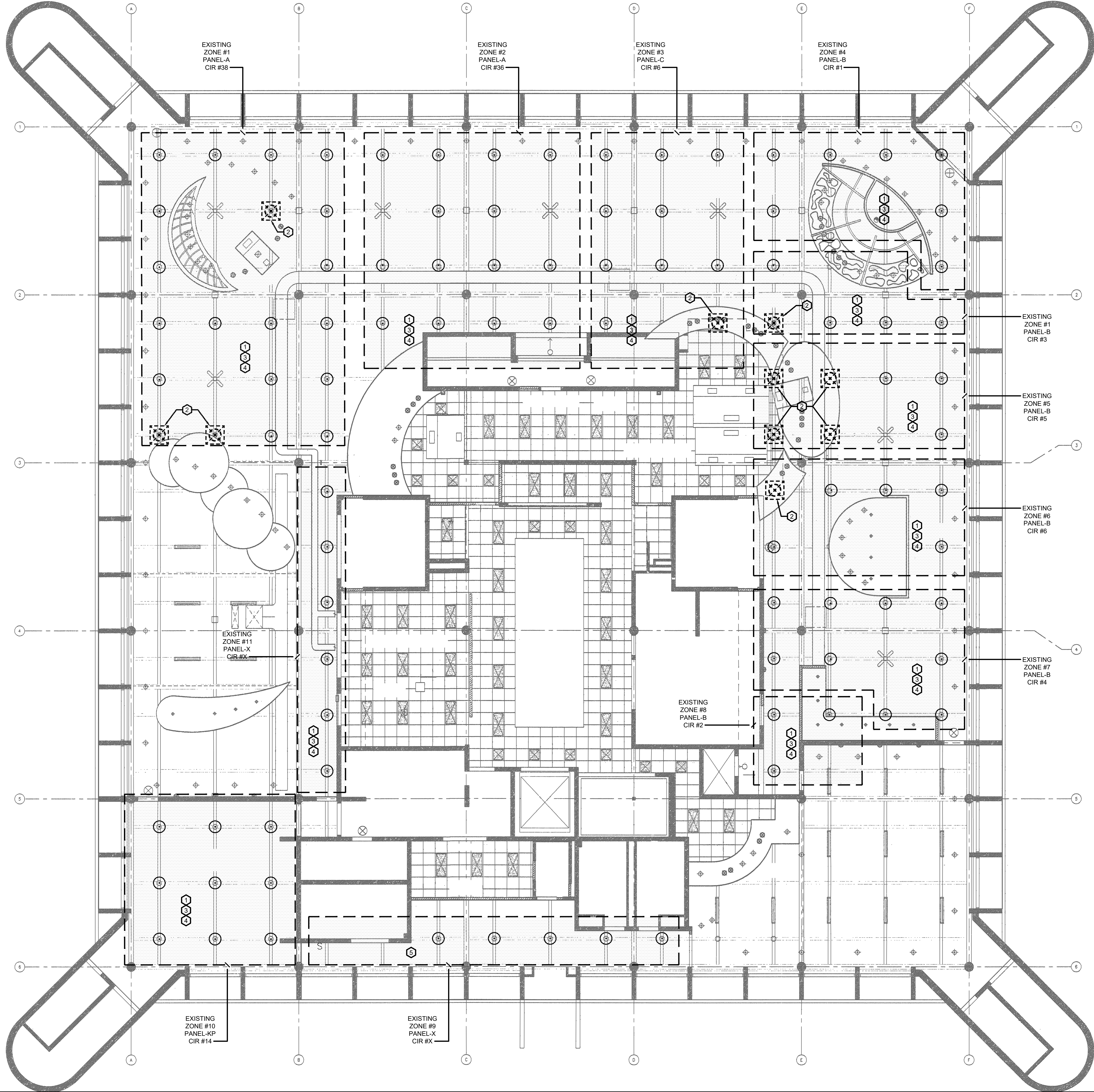
SET NO:

DATE:  
MARCH 8, 2023

SHEET NO:

C1





- ELECTRICAL DEMOLITION NOTES:**
- 1 CONTRACTOR SHALL REMOVE ALL EXISTING SURFACE MOUNTED CYLINDRICAL LIGHT FIXTURES AND SHALL REPLACE THEM WITH NEW FIXTURES.
  - 2 CONTRACTOR SHALL REMOVE THE EXISTING ABANDONED LIGHT FIXTURES IN THE CAFETERIA (FIXTURES CROSSED ON PLANS) AND SHALL TERMINATE THE EXISTING WIRING USING PROPER MEANS & METHODS. PROVIDE COVER PLATES AS REQUIRED.
  - 3 PANEL & CIRCUIT NUMBERS SHOWN ON THE DRAWINGS ARE FROM SITE SURVEY. CONTRACTOR SHALL DO DUE DILIGENCE AND CONFIRM THESE CIRCUITS ARE SERVING THE HIGHLIGHTED LIGHTS WITHIN THE ZONES SHOWN. IT IS RESPONSIBILITY OF CONTRACTOR TO TRACE THE EXISTING CIRCUIT WIRING IN AREAS WHERE PANEL 7 CIRCUIT NUMBER ARE SHOWN AS 'X'.
  - 4 CONTRACTOR SHALL MODIFY THE EXISTING WIRING IN THESE ZONES TO ACCOMMODATE ALL THE PROPOSED NEW LED LIGHT FIXTURES AS SHOWN ON THE NEW PLANS.
  - 5 CONTRACTOR SHALL MAINTAIN THE EXISTING BRANCH CIRCUIT WIRING FOR THE EXISTING LIGHT FIXTURES LOCATED IN THIS AREA.



